Assembly, installation and maintenance manual

Montage-, Aufbau- und Wartungsanleitung ● Assemblage, manuel de montage et d'entretien ● Montaje, instalación, y mantenimiento ● Manuale di montaggio, installazione e manutenzione ● Monterings- og vedlikeholdsmanual ● Monterings-, installations- och underhållsmanual ● Kokoamis-, asennus- ja huolto-ohje ● Vejledning for montering og vedligehold ● Handleiding voor montage, installatie en onderhoud ● Manual de montagem, instalação e manutenção ● Návod k montáži, instalaci a údržbě ● Instrukcja montażu, instalacji i konserwacji ● Surinkimo, montavimo ir priežiūros vadovas ● Montāžas, uzstādīšanas un apkopes rokasgrāmata ● Руководство по сборке и обслуживанию ● Montaaži-, paigaldus- ja säilitamise juhend

Cabin **PM70-7942**

Treatment options, Item code

●Behandlungsoptionen, Artikel-Code ● Traitement options, code de l'article ● Tratamiento opciones, código del artículo ● Opzioni di trattamento, codice articolo ● Behandlingsalternativer, artikkelnummer ● Behandlingsalternativ, varukod ● Käsittelyvaihtoehdot, yksikön koodi ● Behandlingsmuligheder, artikel nummer ● Behandelingsopties, artikelnummer ● Opções de tratamento, código do artigo ● Povrchové úpravy, kód položky ● Możliwości leczenia, kod produktu ● Apdorojimo variantai, prekės kodas ● Apstrādes iespējas, artikula kods ● Варианты обработки, код изделия ● Töötlusvõimalused, tootekood

NO 106399

Factory inspection by ● Werkskontrolle durch ● Contrôle à partir de l'usine par ● Inspector de fábrica ● Collaudato da ● Fabrikkkontroll utført av ● Fabriksbesiktigat av ● Tehtaan tarkastaja ● Fabriks Kontrol udført af ● Fabriekscontrole door ● Inspeção de fábrica, por: ● Zkontrolováno ve výrobním závodě ● Kontrola fabryczna do ● Apžiūrą gamykloje atliko ● Rūpnīcas pārbaudi veicis ● Заводской контроль ● Tehase kontroll teostatud:	**Date** ● Datum ● Date ● Fecha ● Data ● Dato ● Datum ● Päiväys ● Dato ● Datum ● Data ● Datum ● Data ● Datums ● Data ● Дата ● Kuupäev: **Pack number** ● Pack Nr. ● Packet n° ● Paquete Nº ● Pacco N. ● Serienr ● Produktionsnummer ● Pakettinro ● Pakke nr. ● Pak nr. ● Número de embalagem ● Číslo balení ● Numer opakowania ● Pakuotės numeris ● Iepakojuma numurs ● Упаковочный номер ● Pakinumber:

Palmako AS | Näituse 25 | 50409 Tartu | Estonia | Ph: +372 7 355 530 | Fax: +372 7 355 544 | contact@palmako.ee | www.palmako.ee

Inspection Certificate

Kontrollschein ● Bulletin de contrôle ● Certificado de control ● Certificato di controllo ● Kontrollskjema ● Besiktningsprotokoll ● Tarkastustodistus ● Kontrol Certifikat ● Control Certificaat ● Certificado de Inspeção ● Kontrolní certifikát ● Certyfikat kontrolny ● Apžiūros pažyma ● Pārbaudes akts ● Акт осмотра ● Kontrollakt

Art. Nr. PM70-7942

Please keep safely!

Bitte gut aufbewahren! ● A bien conserver, s.v.p.! ● ¡A conservar! ● Da conservare! ● Ta vare på denne! ● Vänligen förvara säkert! ● Ole hyvä ja säilytä huolella! ● Opbevares sikkert! ● Zorgvuldig te bewaren! ● Por favor, guarde em segurança! ● Prosím, pečlivě uschovejte! ● Przechowywać w bezpiecznym miejscu! ● Laikykite saugiai! ● Lūdzu, glabājiet drošā vietā! ● Хранить в надежном месте! ● Palun säilitada hoolsalt!

English: The product you have purchased was manufactured in accordance with the high quality norms. The product unit has been carefully inspected and packed. In order to avoid possible problems during the assembly carried out by yourself or the building company of your choice, we recommend that you inspect the delivery for its completeness in accordance with the list of pieces before assembly. This inspection must be carried out within 14 days after delivery to your place. Warranty claims are limited to the exchange of defective materials. Defective product parts, which have already been used or painted, are excluded from being replaced. All further claims are excluded! In cases of complaints, please pay attention to the following procedures: Please present this inspection certificate along with the sales receipt to your place of purchase. Only in cases where these documents are presented will the complaint be dealt with quickly and without complications.

Deutsch: Der von Ihnen gekaufte Artikel wurde nach der hohen Qualitätsnorm gefertigt. Der Bausatz wurde sorgfältig geprüft und verpackt. Um etwaige auftretende Probleme während des Aufbaus durch Sie oder Ihre Aufbaufirma zu vermeiden, kontrollieren Sie bitte die Lieferung auf Vollständigkeit laut Stückliste vor dem Aufbau. Diese Kontrolle muss innerhalb 14 Tagen nach Anlieferung bei Ihnen erfolgen. Ansprüche auf Gewährleistung beschränken sich auf den Austausch von fehlerhaftem Material. Fehlerhafte Bauteile, die bereits verbaut oder gestrichen wurden, sind vom Umtausch ausgeschlossen. Alle weiteren Ansprüche sind ausgeschlossen! Sollte es zu einer Beanstandung kommen, beachten Sie folgende Vorgehensweise: Legen Sie Ihrem Fachhändler diesen Kontrollschein zusammen mit dem Einkaufsbeleg vor. Nur bei Vorlage dieser Unterlagen ist eine schnelle und problemlose Bearbeitung Ihrer Beanstandung möglich.

Français: Le produit que vous venez d'acheter a été fabriqué en respectant de hautes normes de qualité. Ce produit a été testé et emballé avec soin. Afin d'éviter des problèmes éventuels pendant la construction par vous-même ou par la société de construction mandatée, nous vous prions de bien vouloir vérifier que toutes les pièces ont été fournies selon la liste des pièces avant que vous ne commenciez la construction. Il vous incombe de faire ce contrôle dans les 14 jours après la fourniture. Les revendications en dédommagement se limitent à l'échange de matériel défectueux. Les pièces défectueuses, déjà construites ou peintes, ne font pas l'objet de l'échange. Toutes les revendications ultérieures ne sont pas prises en compte ! En cas d'une réclamation, veuillez respecter le déroulement suivant : il vous faudra présenter à votre commerçant agréé ce bulletin de contrôle avec le récépissé de l'achat. Ce ne sera que moyennant présentation de ces documents qu'un traitement rapide et sans problème de votre réclamation sera possible!

Español: El producto que ha adquirido ha sido fabricada de acuerdo con normas de alta calidad. Las piezas del producto han sido cuidadosamente inspeccionadas y embaladas. Con el fin de evitar posibles problemas durante el montaje, hecho por usted o por la empresa de construcción de su elección, le recomendamos revisar el paquete entregado, con la lista de piezas, antes de armar el producto. Haga la revisión dentro de 14 días después de recibir el paquete. La garantía se limita a reemplazar las piezas defectuosas. No se reemplazarán las partes defectuosas que ya hayan sido utilizadas o pintadas. ¡No se aceptan otras reclamaciones! En casos de queja, por favor, presente este certificado junto con la factura en el lugar donde hizo la compra. Sólo presentando estos documentos podremos resolver su problema rápidamente y sin complicaciones.

Italiano: Il prodotto che avete acquistato è stata prodotta secondo la norma di alta qualità. Il kit è stato controllato ed imballato con cura. Per evitare eventuali inconvenienti durante il montaggio, si prega di verificare, prima del montaggio, la completezza della fornitura in base alla distinta dei pezzi. Tale verifica deve essere effettuata entro 14 giorni dalla consegna. Eventuali diritti di garanzia si limitano alla sostituzione di materiale difettoso. Gli elementi difettosi già montati o verniciati sono esclusi dal diritto alla sostituzione. Ogni altro diritto resta escluso! In caso di reclamazione, procedere nel modo seguente: presentare questo certificato di controllo unitamente alla prova d'acquisto al rivenditore. Solo in questo modo la Sua reclamazione potrà essere evasa rapidamente e senza problemi.

Norsk: Produktet du har kjøpt, ble produsert i henhold til høye kvalitetskrav. Produktet har blitt kontrollert nøye og deretter omhyggelig pakket. For å unngå mulige problemer under monteringen, uansett om du gjør det selv eller får en godkjent håndverker til å gjøre det, anbefaler vi at du kontrollerer leveransen mot delelisten for å se om alle delene er inkludert. Denne kontrollen må gjøres innen 14 dager etter at delene ble levert til din adresse. Garantikrav begrenser seg til bytte av defekte deler. Defekte elementer som allerede har blitt brukt eller malt/beiset/limt, vil ikke bli erstattet. Alle andre krav er utelukket! Dersom du har en reklamasjon, vennligst gjør som følger: Lever dette kontrollskjema med kvitteringen til salgsstedet. Bare når du har med disse dokumentene kan klagen behandles raskt og uten komplikasjoner.

Svenska: Produkten du köpt har tillverkats i enlighet med de högsta kvalitetsstandarderna. Produktens delar har noggrant besiktigats och förpackats. För att undvika eventuella problem under monteringen som du utför själv eller låter en hantverkare att utföra, rekommenderar vi att du, innan monteringen påbörjas, besiktigar leveransen för att säkerställa att den är komplett enligt förteckningen över ingående delar. Denna besiktning måste utföras inom 14 dagar efter att du tagit emot leveransen. Garantianspråk är begränsade till ersättning av defekt material. Defekta produktdelar, vilka redan har använts eller målats, ersätts inte. Alla vidare anspråk avvisas! I händelse av reklamationer, vänligen uppmärksamma följande: uppvisa detta besiktningsprotokoll tillsammans med inköpsbeviset till ditt inköpsställe. Endast om dessa dokument uppvisas kan vi garantera att reklamationen behandlas skyndsamt och utan krångel.

Suomi: Ostamasi tuote on valmistettu korkeita laatuvaatimuksia noudattaen, huolella tarkastettu ja pakattu. Jotta pystytys joko itsesi tai valitsemasi rakennusliikkeen toimesta sujuisi ongelmitta, suosittelemme, että tarkistat toimituksen sisällön osaluettelon avulla ennen kokoamisen aloittamista. Tämä tarkistus tulee tehdä 14 päivän kuluessa toimituksesta. Takuuvaateet rajoittuvat viallisten materiaalien vaihtamiseen. Viallisia osia, joita on jo käytetty ja jotka on maalattu, ei vaihdeta uusiin. Lisävaatimuksia ei huomioida! Mahdollisissa valitustapauksissa toimi seuraavasti: Esitä oheinen tarkastustodistus ja kassakuitti ostopaikassa. Valituksen nopea ja mutkaton käsittely edellyttää näiden asiakirjojen esittämistä.

Dansk: Det købte produkt fremstillet i overensstemmelse med de høje kvalitets krav. Produktet er blevet omhyggeligt inspiceret og pakket. For at undgå eventuelle problemer i løbet af monteringen udført af dig selv eller håndværker af dit eget valg, anbefaler vi, at du undersøger leverancen for fuldstændighed i overensstemmelse med listen over dele før samling. Denne inspektion skal foretages inden 14 dage efter levering til din plads. Garantikrav er begrænset til udveksling af defekte materialer. Defekte produkter, som allerede er brugt eller malet, er udelukket fra at blive erstattet. Alle yderligere krav er udelukket! I tilfælde af klager, skal du være opmærksom på følgende procedurer: Venligst præsentere denne kontrol certifikat sammen med kvitteringen til det sted hvor produktet er købt. Kun i de tilfælde, hvor disse dokumenter er forelagt kan klagen behandles hurtigt og uden komplikationer.

Dutch: Het door U gekochte product werd vervaardigd overeenkomstig hoge kwaliteitsnormen. Het product werd zorgvuldig gecontroleerd en verpakt. Om tijdens de montage, uitgevoerd door Uzelf of een door U gekozen aannemer, problemen te vermijden, raden we U aan, vóór de montage de levering te controleren op volledigheid in overeenstemming met de onderdelenlijst. Deze controle dient te gebeuren binnen 14 dagen na levering bij U thuis. Garantieclaims zijn beperkt tot het vervangen van defecte onderdelen. Defecte onderdelen die al gebruikt of geschilderd zijn, zijn uitgesloten van vervanging. Alle latere claims zijn uitgesloten! In geval van klachten dient u als volgt te handelen: Toon dit controlecertificaat, samen met Uw aankoopbewijs aan Uw verkoper. Alleen wanneer deze documenten getoond worden, zal de klacht snel en zonder complicaties in behandeling worden genomen.

Português: O produto que comprou foi fabricado em conformidade com as normas de alta qualidade. A unidade do produto foi cuidadosamente inspecionada e embalada. Para evitar possíveis problemas durante a montagem realizada por si ou pela empresa de construção à sua escolha, recomendamos que inspecione a entrega na íntegra, em conformidade com a lista de peças antes da montagem. Esta inspeção deve ser realizada no prazo de 14 dias após a entrega. As reclamações de garantia limitam-se à troca de materiais defeituosos. As peças do produto com defeito, que já tenham sido utilizadas ou pintadas, excluem-se da substituição. Excluem-se todas as outras reclamações! Em caso de reclamações, por favor, tome atenção aos seguintes procedimentos: Por favor, apresente este certificado de inspeção, juntamente com o recibo de venda no seu local de compra. Apenas nos casos em que estes documentos sejam apresentados a queixa será tratada com rapidez e sem complicações.

Čeština: Produkt, který jste zakoupil, byl vyroben v souladu s normami stanovujícími vysokou kvalitu. Produkt byl výrobcem pečlivě prohlédnutý a zabalený. Aby se předešlo možným problémům při montáži prováděné svépomocí nebo stavební firmou dle vašeho výběru, doporučujeme vám před montáží zkontrolovat dodávku na úplnost v souladu se seznamem dílů. Tato prohlídka musí být provedena do 14 dnů (!) od doručení do místa určení. Záruční nároky jsou omezeny na výměnu vadných materiálů. Vadné produkty, které již byly použity nebo které jsou již opatřeny nátěrem, nemohou být nahrazeny. Všechny další nároky jsou vyloučeny! V případě reklamace věnujte prosím pozornost tomuto postupu: Předložte svému prodejci tento kontrolní certifikát spolu s prodejním dokladem. Pouze v případě, kdy jsou předloženy oba tyto dokumenty, lze reklamaci řešit rychle a bez komplikací.

Polski: Produkt, który Państwo zakupili, wykonano według najwyższych norm jakości. Elementy konstrukcyjne przed zapakowaniem przeszły dokładną kontrolę jakości. Aby uniknąć problemów podczas samodzielnego montażu, bądź montażu zleconego firmie budowlanej, przed montażem zalecamy sprawdzenie zawartości przesyłki zgodnie z listą części zamieszczonych w zestawie. Kontroli kompletności zestawu należy dokonać w ciągu 14 dni od dostarczenia przesyłki. Reklamacje objęte gwarancją ograniczają się do wymiany wadliwych elementów. Wadliwe elementy, które zostały użyte lub pomalowane nie będą podlegały wymianie ani dalszym reklamacjom. W przypadku potrzeby zgłoszenia reklamacji, prosimy przestrzegać poniższych procedur: prosimy przedłożyć Certyfikat kontrolny wraz z paragonem zakupu i adresem dostawy. Reklamacje będą rozpatrywane wyłącznie po dostarczeniu powyższych dokumentów.

Lietuviškai: Produktas, kurį įsigijote, pagamintas pagal aukštos kokybės standartus. Produkto blokas, kurį reikia surinkti, buvo atidžiai patikrintas ir supakuotas. Siekiant išvengti galimų problemų surenkant produktą patiems arba pasirinkus tam norimą statybos bendrovę, prieš surenkant rekomenduojame patikrinti pristatymo komplektaciją pagal dalių sąrašą. Ši patikra turi būti atlikta per 14 dienų nuo pristatymo į jūsų nurodytą vietą. Garantinės sąlygos taikomos tik brokuotoms dalims. Brokuotos produkto dalys, kurios buvo panaudotos arba nudažytos, nebekeičiamos. Visos kitos pretenzijos nesvarstomos! Jei teikiate pretenziją, atkreipkite dėmesį į šias procedūras: į produkto įsigijimo vietą turite pristatyti apžiūros pažymėjimą bei pirkimo kvitą. Tik tais atvejais, kai pristatomi minėti dokumentai, pretenzija gali būti nagrinėjama greitai ir be komplikacijų.

Latviešu: Produkts, kuru esat iegādājies, ir ražota saskaņā ar augstām kvalitātes normām. Šī produkta vienība ir rūpīgi pārbaudīta un iepakota. Lai izvairītos no iespējamiem sarežģījumiem montāžas laikā, kuru veicat jūs pats vai jūsu izvēlēts celtniecības uzņēmums, pirms montāžas iesakām pārbaudīt, vai piegādātajam izstrādājumam nekas netrūkst, izmantojot detaļu sarakstu. Šī pārbaude jāveic 14 dienu laikā pēc piegādāšanas. Garantija paredz tikai defektīvo materiālu apmaiņu. Defektīvas produkta detaļas, kuras jau ir izmantotas vai nokrāsotas, netiks mainītas. Visas turpmākās prasības tiks noraidītas! Sūdzību gadījumā, lūdzu, ievērojiet šādu kārtību: lūdzu, uzrādiet šo pārbaudes aktu kopā ar pirkuma čeku izstrādājuma iegādāšanās vietā. Sūdzība tiks atrisināta ātri un bez sarežģījumiem tikai tad, ja tiks uzrādīti šie dokumenti.

Русский: Приобретенное вами изделие изготовлено по высоким стандартам качества. Изделие внимательно проверено и упаковано. Во избежание возможных проблем в процессе сборки, выполняемой самостоятельно или привлеченной вами строительной компанией, рекомендуем перед сборкой проверить комплектность поставки по комплектовочной ведомости. Такую проверку следует провести в течение 14 дней после доставки товара. Претензии по гарантии ограничиваются заменой дефектных материалов. Дефектные части изделия, которые уже были использованы или окрашены, замене не подлежат. Все прочие претензии не принимаются! Порядок подачи претензии: Претензия подается с настоящим актом осмотра и товарным чеком по месту покупки товара. Только при наличии всех указанных документов претензия будет рассмотрена быстро и без сложностей.

Eesti: Ostetud toode on toodetud vastavuses kõrgete kvaliteedi normidega. Toote ühik on hoolikalt kontrollitud ja pakendatud. Et vältida võimalikke probleeme paigaldamisel, mida teostate ise või teostab teie poolt valitud paigaldusettevõte, soovitame enne paigaldama asumist kontrollida toote komplekssust detailide nimekirja alusel, mille leiate kaasas olevast juhendist. See kontroll tuleb teostada 14 päeva jooksul pärast tarnet. Garantii alla kuuluvad kaebused on piiratud defektsete detailide välja vahetamisega. Defektsed detailid, mida on juba kasutatud või värvitud, ei kuulu garantiikorras välja vahetamisele. Kõik edasised kaebused on välistatud! Kaebuste korral palun pöörake tähelepanu järgnevale: palun hoidke see kontrollakt koos müügiarvega alles. Ainult nende dokumentide esitamisel lahendatakse kaebused kiiresti ja ilma komplikatsioonideta.

The producer shall have the right to make technical changes to the product. ● Technische Änderungen vorbehalten. ● Le producteur réserve le droit d'effectuer des modifications techniques au produit. ● Reservado el derecho a modificaciones técnicas. ● Il produttore mantiene il diritto di apportare modifiche tecniche al prodotto. ● Produsent forbeholder seg retten til å endre tekniske egenskaper ved produktet. ● Tillverkaren har rätt att utföra tekniska förändringar för produkten. ● Valmistaja pidättää oikeuden tehdä tuotteeseen teknisiä muutoksia. ● Producenten har ret til at foretage tekniske ændringer ved produktet. ● Alle rechten en technische wijzigingen voorbehouden. ● O fabricante reserva-se o direito de realizar alterações técnicas ao produto. ● Výrobce je oprávněn provádět technické úpravy produktu. ● Producent zastrzega sobie prawo do dokonywania zmian technicznych produktu. ● Gamintojas turi teisę atlikti techninius gaminio pakeitimus. ● Ražotājs patur tiesības veikt tehniskas produkta izmaiņas. ● Производитель оставляет за собой право вносить в изделие технические изменения. ● Tootja jätab endale õiguse muuta toote tehnilisi omadusi.

To be completed by buyer! (Please use block letters) ● Vom Käufer auszufüllen! (Bitte in Druckschrift) ● A remplir par l'acheteur! (en lettres d'imprimerie, s'il vous plaît) ● ¡Completa el cliente! (en mayúsculas) ● Da compilare dall'acquirente! (in stampatello) ● Fylles ut av kjøper! (Vær vennlig å bruke blokkbokstaver) ● Fylls i av köparen! (Vänligen texta) ● Ostaja täyttää! (Ole hyvä ja käytä isoja kirjaimia) ● Udfyldes af køber! (Benyt venligst Blokbogstaver) ● In te vullen door de verkoper! (Graag in drukletters) ● A completar pelo fabricante! (por favor escreva em letra de máquina) ● Vyplní kupující! (Prosíme hůlkovým písmem) ● Wypełnia nabywca (drukowanymi literami) ● Pildo pirkėjas (didžiosiomis raidėmis)! ● Aizpilda pircējs! (Lūdzu, izmantojiet drukātos burtus.) ● Заполняется покупателем! (печатными буквами) ● Täidetakse ostja poolt! (palun täita trükitähtedes):

Place of purchase ● Bezugsquelle ● Source d'achat ● Lugar de compra ● Acquistato presso ● Salgs sted ● Inköpsställe ● Ostopaikka ● Salgssted ● Plaats van aankoop ● Local de compra ● Místo nákupu ● Miejsce zakupu ● Įsigijimo data ● Iegādāšanās vieta ● Место покупки товара ● Ostukoht:

……

……

Sales receipt No. ● Kaufbeleg-Nr. ● Récépissé n° ● Recibo Nº ● Prova d'acquisto N. ● Kvitteringsnr ● Försäljningskvittots nummer ● Kassakuitin numero ● Kasse Bon nr ● Aankoopbewijs Nr. ● Recibo de venda n.º ● Prodejní doklad č. ● Nr paragonu ● Pardavimo kvito Nr. ● Pirkuma čeka Nr. ● Номер товарного чека ● Müügiarve number:

……

Sales receipt date ● Kaufbeleg-Datum ● Date du récépissé ● Fecha recibo ● Data prova d'acquisto ● Kvitteringsdato ● Försäljningskvittots daatum ● Kassakuitin päiväys ● Kasse bons dato ● Aankoopbewijs -Datum ● Data do recibo de venda ● Datum prodejního dokladu ● Data paragonu ● Pirkimo kvito data ● Pirkuma čeka datums ● Дата товарного чека ● Müügiarve kuupäev:

……

Delivery date ● Lieferdatum ● Date de livraison ● Fecha de Endrega ● Data di consegna ● Leveringsdato ● Leveransdatum ● Toimituspäivä ● Leverings dato ● Leveringsdatum ● Data de entrega ● Termín dodání ● Data dostawy ● Pristatymo data ● Piegādes datums ● Дата доставки ● Tarne kuupäev:

……

Buyer's address ● Kundenanschrift ● Adresse du client ● Dirección del kliente ● Indirizzo del cliente ● Kjøpers adresse ● Köparens adress ● Ostajan osoite ● Købers adresse ● Adres koper ● Morada do comprador ● Adresa kupujícího ● Adres nabywcy ● Pirkėjo adresas ● Pircēja adrese ● Адрес покупателя ● Ostja aadress:

……

……

……

Telephone ● Telefon ● Téléphone ● Teléfono ● Telefono ● Telefon nr ● Telefon ● Puhelin ● Telefon ● Telefoon ● Telefone ● Telefon ● Telefon ● Telefonas ● Tālrunis ● Телефон ● Telefon:

……

Forwarder: ☐Pick-up ☐Others ●

Afhalen: ☐Spedition ☐Selbstabholer ●

Par: ☐Transporteur ☐Propres moyens ●

Entrega: ☐Transporte organizado ☐Transporte propio ●

Tramite: ☐Spedizioniere ☐Mezzo proprio ●

Transportør: ☐Sendes ☐Hentes ●

Speditör: ☐Avhämtning ☐Övrigt ●

Rahdinkuljettaja: ☐Nouto ☐Muut ●

Transportør: ☐Sendes ☐Hentes ●

Door: ☐Verzending ☐Zelf ●

Remetente: ☐Entrega ☐Outros ●

Zasílatel: ☐Sběrná služba ☐Ostatní ●

Przekazywanie: ☐Odbiór w sklepie ☐ Inne ●

Ekspeditorius: ☐"Pick-up" ☐Kita ●

Ekspeditors: ☐Saņemšana uz vietas ☐Cits ●

Экспедитор: ☐Приемка ☐Прочее ●

Transport: ☐Järgi tulemine ☐ Muu

Description of complaint ● Schilderung der Beanstandung ● Déscription de la réclamation ● Descripción del problema ● Descrizione della reclamazione ● Beskrivelse av feil/ mangel ● Beskrivning av reklamationen ● Valituksen kuvaus ● Beskrivelse af fejl / Mangel ● Beschrijving van de klacht ● Descrição da reclamação ● Popis reklamace ● Opis reklamacji ● Skundo aprašymas ● Sūdzības apraksts ● Содержание претензии ● Kaebuse kirjeldus

……

……

……

……

……

……

……

……

……

……

……

……

……

Please keep the parts which are the object of the complaint until the complaint is settled! ● Bitte bewahren Sie unbedingt alle die Reklamation betreffenden Bauteile/Gegenstände auf, bis die Bearbeitung abgeschlossen ist. ● Veuillez garder les pièces contestées jusqu'à ce que la réclamation soit traitée définitivement! ● Por favor, conserve las piezas objeto de la queja hasta que el problema haya sido resuelto ● Si prega di conservare i pezzi reclamati fino all'evasione della reclamazione! ● Vær vennlig å ta vare på de aktuelle delene/ produktet inntil saken er avsluttet! ● Vänligen behåll delarna som är föremål för reklamation tills reklamationen har behandlats! ● Ole hyvä ja säilytä osat, joita valitus koskee, kunnes valitus on käsitelty! ● Venligst ta hånd om de aktueller dele / produkt indtil sagen er afsluttet! ● Gelieve de betrokken onderdelen te bewaren tot de klacht is afgehandeld ● Por favor, guarde as peças objeto da reclamação, até que a reclamação esteja resolvida! ● Uchovejte prosím díly, které jsou předmětem stížnosti, dokud reklamace nebude vyřízena! ● Prosimy zachować części będące przedmiotem reklamacji do czasu jej rozpatrzenia. ● Dalis, kurios yra skundo objektas, reikia išsaugoti tol, kol skundas bus išnagrinėtas! ● Lūdzu, saglabājiet detaļas, uz kurām sūdzība attiecas, līdz sūdzība tiek atrisināta! ● Просим сохранить части, являющиеся предметом претензии, до ее разрешения! ● Palun hoidke kaebust puudutavad objektid/detailid alles, kuni kaebus on lahendatud!

Pos	SPECIFICATION-STÜCKLISTE-NOMENCLATURE-ELEMENTI-ESPECIFICATIÓN PM70-7942	Pcs	Profile (mm)	Length (mm)
001		2	70x68	4200
002	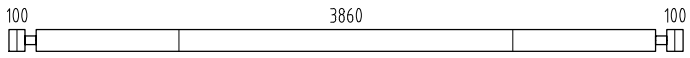	5	70x135	4200
003	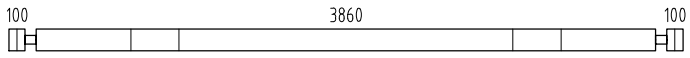	10	70x135	4200
004	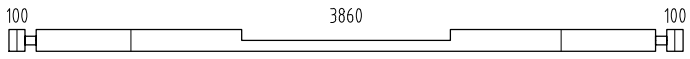	1	70x135	4200
005	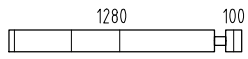	12	70x135	1450
006		6	70x135	1450
007	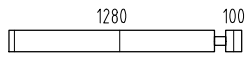	4	70x135	1450
008	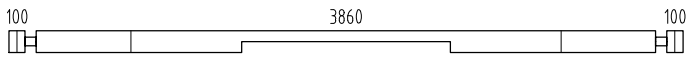	1	70x135	4200
014		1	70x68	420
015		1	70x68	2935
016		4	70x135	420
017		4	70x135	2935
018		10	70x135	420
019		7	70x135	2935
020		3	70x135	2935
021		1	70x135	4200
022		1	70x135	4200
027	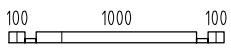	1	70x68	1340
028	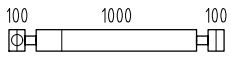	1	70x135	1340
029	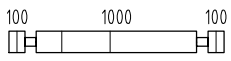	7	70x135	1340
030	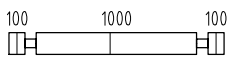	4	70x135	1340
031	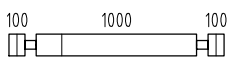	3	70x135	1340
032		1	70x135	4200
036	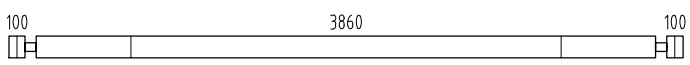	4	70x135	4200
037		4	70x135	7900

Object name PM70-7942

Pos	SPECIFICATION-STÜCKLISTE-NOMENCLATURE-ELEMENTI-ESPECIFICATIÓN PM70-7942	Pcs	Profile (mm)	Length (mm)
038		1	70x135	7900
039		7	70x135	7900
040		3	70x135	7900
041	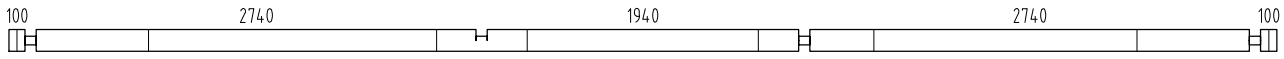	1	70x135	7900
042		1	70x135	8300
043		28	70x135	330
044		1	70x135	330
045		1	70x135	330
046	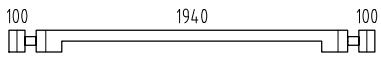	1	70x135	2280
047		1	70x135	2280
048		1	70x135	7900
049		1	70x135	8300
050	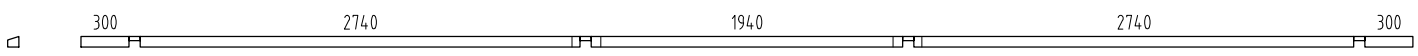	1	70x67	8300
051	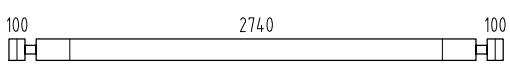	2	70x135	3080
052	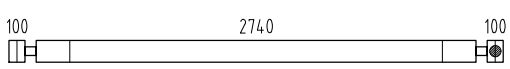	1	70x135	3080
053	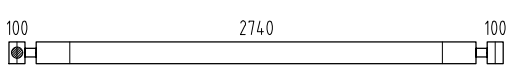	1	70x135	3080
054	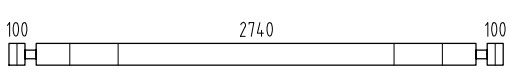	2	70x135	3080
055	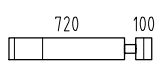	12	70x135	890
056	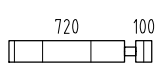	24	70x135	890
057	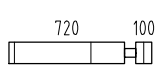	12	70x135	890
058		1	70x135	7900
059	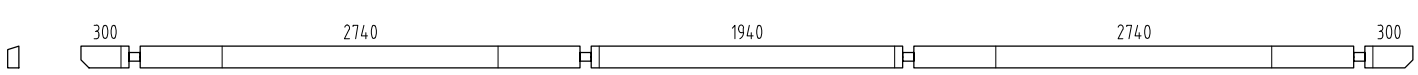	1	70x135	8300
W1-1	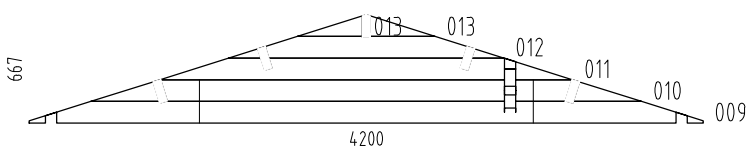	1		

Pos	SPECIFICATION-STÜCKLISTE-NOMENCLATURE-ELEMENTI-ESPECIFICATIÓN PM70-7942	Pcs	Profile (mm)	Length (mm)
W2-1	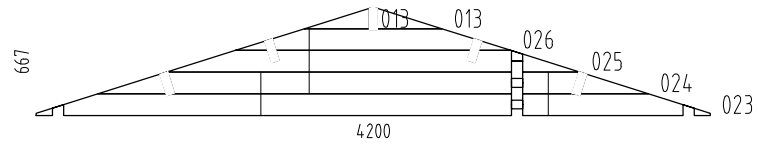	1		
W3-1	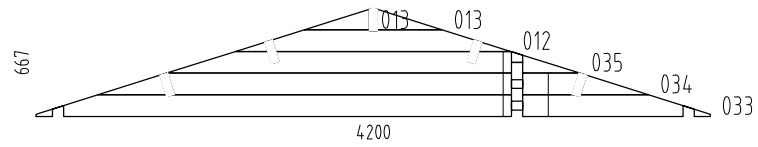	1		
W4-1	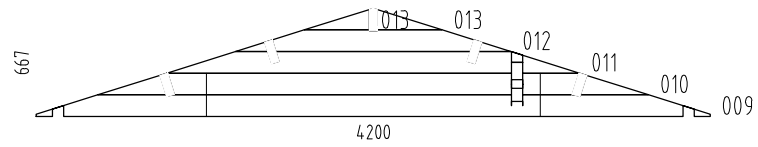	1		
AR4	Foundation- Fundament- Fondation- Fondazione- Vigas de cimentación	2	95x45	3790
AR1	Foundation- Fundament- Fondation- Fondazione- Vigas de cimentación	4	95x45	2835
AR2	Foundation- Fundament- Fondation- Fondazione- Vigas de cimentación	2	95x45	2010
AR5	Foundation- Fundament- Fondation- Fondazione- Vigas de cimentación	12	70x45	3790
AR6	Foundation- Fundament- Fondation- Fondazione- Vigas de cimentación	3	70x45	2755
AR3	Foundation- Fundament- Fondation- Fondazione- Vigas de cimentación	1	70x45	1870
AR7	Foundation- Fundament- Fondation- Fondazione- Vigas de cimentación	3	70x45	965
Sla2	Slat- Leiste- Baguette- Listello- Listón	1	28x70	1620
Sla1	Slat- Leiste- Baguette- Listello- Listón	1	28x70	845
TP3	Tender post- Tenderleiste- T-poste- Rinforzo- Refuerzo	2	32x40	1980
TP2	Tender post- Tenderleiste- T-poste- Rinforzo- Refuerzo	2	32x40	1910
TP4	Tender post- Tenderleiste- T-poste- Rinforzo- Refuerzo	4	32x40	1565
TP1	Tender post- Tenderleiste- T-poste- Rinforzo- Refuerzo	2	32x40	1430
PR1	Purlin- Dachpfette- Arbalétrier- Arcareccio- Correa 300 2740 1940 2740 300	4	60x160	8300
PR2	Purlin- Dachpfette- Arbalétrier- Arcareccio- Correa 300 2740 1940 2740 300	1	60x160	8300
FB3-1	Floor board- Fussbodenbrett- Madrier du plancher - Tavola pavimento- Tabla de suelo	25	114x28	4740
FB3-2	Floor board- Fussbodenbrett- Madrier du plancher - Tavola pavimento- Tabla de suelo	44	114x28	2730
TB2-1	Terrace board- Terrassenbrett- Madrier de terrace- Tavola terrazzo- Tabla de terraza	8	120x28	1930
TB2-2	Terrace board- Terrassenbrett- Madrier de terrace- Tavola terrazzo- Tabla de terraza	1	70x28	1740

Pos	SPECIFICATION-STÜCKLISTE-NOMENCLATURE-ELEMENTI-ESPECIFICATIÓN PM70-7942	Pcs	Profile (mm)	Length (mm)
RB2-1	Roof board- Dachbrett- Madrier du toit- Tavola tetto- Tabla de tejado	188	89x19	2390
FIB3-1	Floor beading- Fussbodenleiste- Baguette du plancher- Listello pavimento- Listón de suelo		19x45	35.8
Dia-1	Diamond- Deckbrett- Madrier- Tavola di copertura- Rombo	2	19x140	300
EaE5-1	Eave edging- Dachrandbrett- Madrier en bordure du toit- Tavola bordo tetto- Tabla de valadizo	4	19x95	4150
FaB7-1	Facia board- Giebelblende- Écran frontal- Schermo frontone- Tabla de facia	8	19x120	2490
FaB6-1	Facia board- Giebelblende- Écran frontal- Schermo frontone- Tabla de facia	4	19x95	2490
RE2-1	Roof edge reinforcement- Dachrandleiste- Baguette en bordure du toit- Rinforzo bordo tetto- Refuerzo borde tejado	2	32x40	2700
RE2-2	Roof edge reinforcement- Dachrandleiste- Baguette en bordure du toit- Rinforzo bordo tetto- Refuerzo borde tejado	4	32x40	2800
Sis1-1	Side slat- Randleiste- Baguette en bordure- Listón de borde- Listello bordo	6	19x70	1254
Sis1-2	Side slat- Randleiste- Baguette en bordure- Listón de borde- Listello bordo	12	19x70	1598
Sis2-1	Side slat- Randleiste- Baguette en bordure- Listón de borde- Listello bordo	6	19x95	1394
WB2-1	Wind brace- Windbrett- Madrier contre le vent- Tavola vento- Tabla contra el viento 19x95	4	19x95	2490
StS1	Stabilizing stick- Stabilisierungsstock- Baton équilibrant- Bastone stabilizzatore- Palo estabilizador	117	16x16	380
StS2	Stabilizing stick- Stabilisierungsstock- Baton équilibrant- Bastone stabilizzatore- Palo estabilizador	8	16x16	350
StS3	Stabilizing stick- Stabilisierungsstock- Baton équilibrant- Bastone stabilizzatore- Palo estabilizador	7	16x16	310
Fim	-Fixing kit- Befestigungsset- Moyens de fixation- Materiale di fissaggio- Kit de fijación	1	USE	
QKA85	Covering cap - Abdeckkappe - Couvercle - Copertura- Cubierta	9	028; 038; 044; 045; 052; 053	
QULSI 30x35	Cylinder- Zylinderschloss- Serrure a mortaiser- Serratura a cilindro- Bombin- 30.35	2	TU70-90P; U70-39P	
QLIU KAPal	Door fittings- Türbeschlag- Ferrure- Ferramenta porta- Manilla puerta- QLIUKAPal	2	TU70-90P; U70-39P	
QRV1 60Zn	Keeper- Schliessblech- Tole- Lamiera- Aldaba de candado- 160Zn	1	TU70-90P; U70-39P	
QNU40x 40x40Zn	L-iron- Winkel- Angle -Angolo- Angulo 40x40x40	50	ARx	
QNA1_ 4x40Me	Nail- Nagel- Clou- Chiodo- Clavo- 1.4x40mm	300	FIB3-1	
QNA2_ 2x50Zn	Nail- Nagel- Clou- Chiodo- Clavo- 2.5x50mm	760	RB2-1	
QNA3 x70Zn	Nail- Nagel- Clou- Chiodo- Clavo- 3x70mm	550	FB3-1; FB3-2	
QKRPP 3x16Zn	Screw- Schraube- Vis- Vite- Tornillo- 3x16mm	2		

Pos	SPECIFICATION-STÜCKLISTE-NOMENCLATURE-ELEMENTI-ESPECIFICATIÓN PM70-7942	Pcs	Profile (mm)	Length (mm)
QKRPP 3x20Zn	Screw- Schraube- Vis- Vite- Tornillo- 3x20mm	68	TU70-90P; TA70-32P	
QKRPP 4_2x65HATX	Screw- Schraube- Vis- Vite- Tornillo- 4.2x65mm	80	TB2-1; TB2-2	
QKRPP4_5x50Zn	Screw- Schraube- Vis- Vite- Tornillo- 4.5x50mm	250	Sis1-x; Sis2-1; Sla; Dia; EaE; RE; WB	
QKRPP4_5x70Zn	Screw- Schraube- Vis- Vite- Tornillo- 4.5x70mm	120	001; 014; 015;...FaB	
QKRPP 4x25Zn	Screw- Schraube- Vis- Vite- Tornillo- 4x25mm	24		
QKRYP5 x40ZnTX	Screw- Schraube- Vis- Vite- Tornillo- 5x40mm	450		
QKRPP 5x90Zn	Screw- Schraube- Vis- Vite- Tornillo- 5x90mm	50	PR1; PR2; TU70-90P	
QSE50 x50Zn	Washer- Dichtscheibe- Joint- Rondella- Arandela- 50x50x4mm EM NKS40504	9	028; 038; 044; 045; 052; 053	
QLIA	Window fittings- Fenstergriff- Poigne de la fenétre- Maniglia finestra- Manilla (ventana)	6	TA70-32P	
QFK300	Window stop- Fensterfeststelle- Crémaillere- Fissativo finestra- Fijador de ventana- QFK300	6	TA70-32P	
KL1	Threaded rod- Gewindestangen- Barre filtée- Asta filettata- Varilla roscada M10	20		2000
KL2	Threaded rod- Gewindestangen- Barre filtée- Asta filettata- Varilla roscada M10	1		570
KL3	Threaded rod- Gewindestangen- Barre filtée- Asta filettata- Varilla roscada M10	4		530
KL4	Threaded rod- Gewindestangen- Barre filtée- Asta filettata- Varilla roscada M10	4		350
KL5	Threaded rod- Gewindestangen- Barre filtée- Asta filettata- Varilla roscada M10	7		280
KL6	Threaded rod- Gewindestangen- Barre filtée- Asta filettata- Varilla roscada M10	4		190
	Nut- Schraubenmutter- Écrou- Dado- Tuerca- M10mm	20		
	Washer- Dichtscheibe- Joint- Rondella- Arandela- 10x30mm	20		
	Extension nut- Verlängerungsmutter- Écrou rallonge- Dado di prolunga- Tuerca de extensión- JM10	20		
	Top nut- Schweissmutter mit Flansch- Ecrou a souder- Dado a saldare- Tuerca soldable- M10	20		

Pos	SPECIFICATION-STÜCKLISTE-NOMENCLATURE-ELEMENTI-ESPECIFICATIÓN PM70-7942	Pcs	Profile (mm)	Length (mm)
TA70 -32P	Window - Fenster - Fenetre - Finestra-Ventana 1290x1570 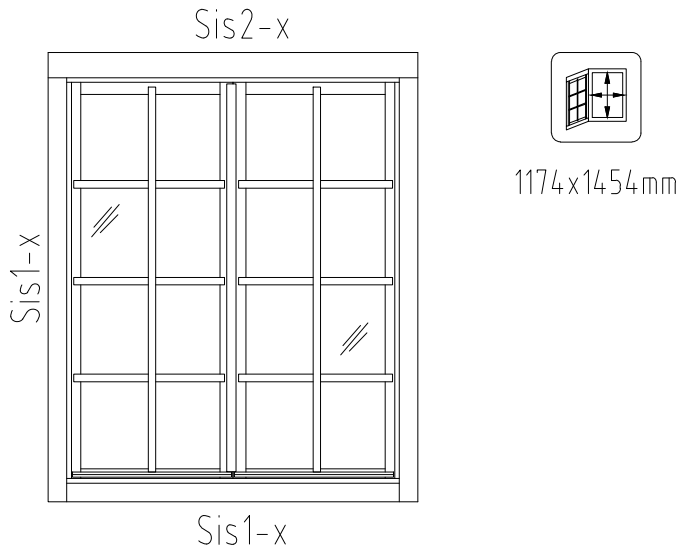 	3		
TU70 -90P	Door - Tür - Porte - Porta-Puerta 1610x2023 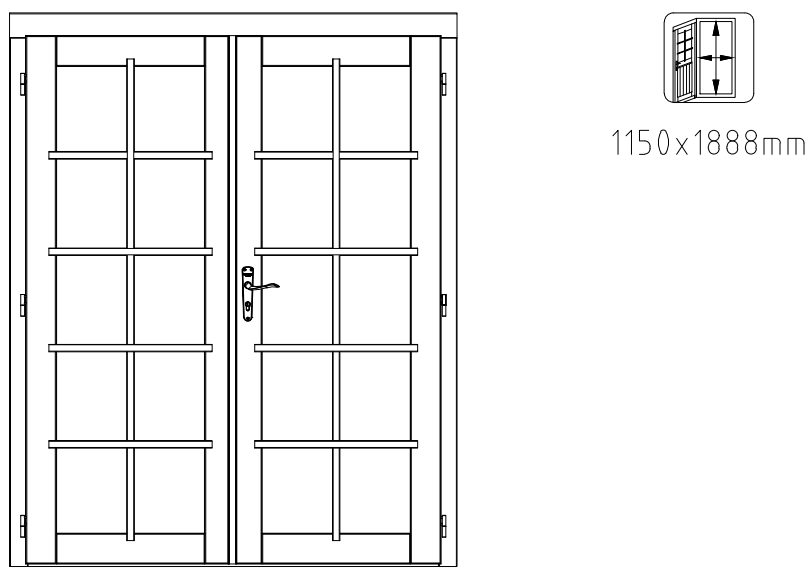 	1		
U70-39P	Door - Tür - Porte - Porta-Puerta 835x1957 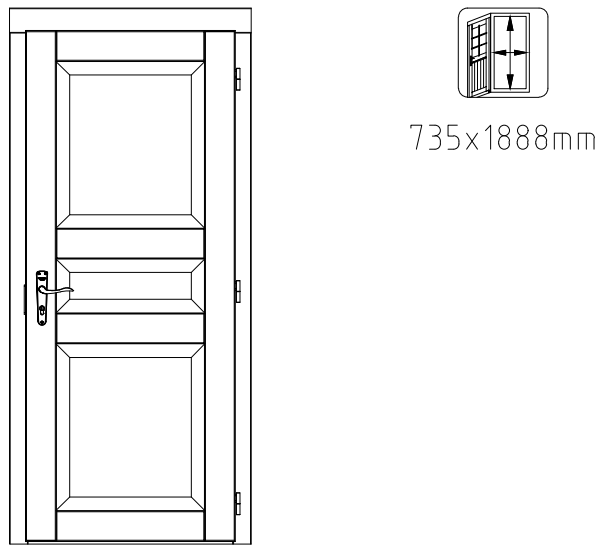 	1		

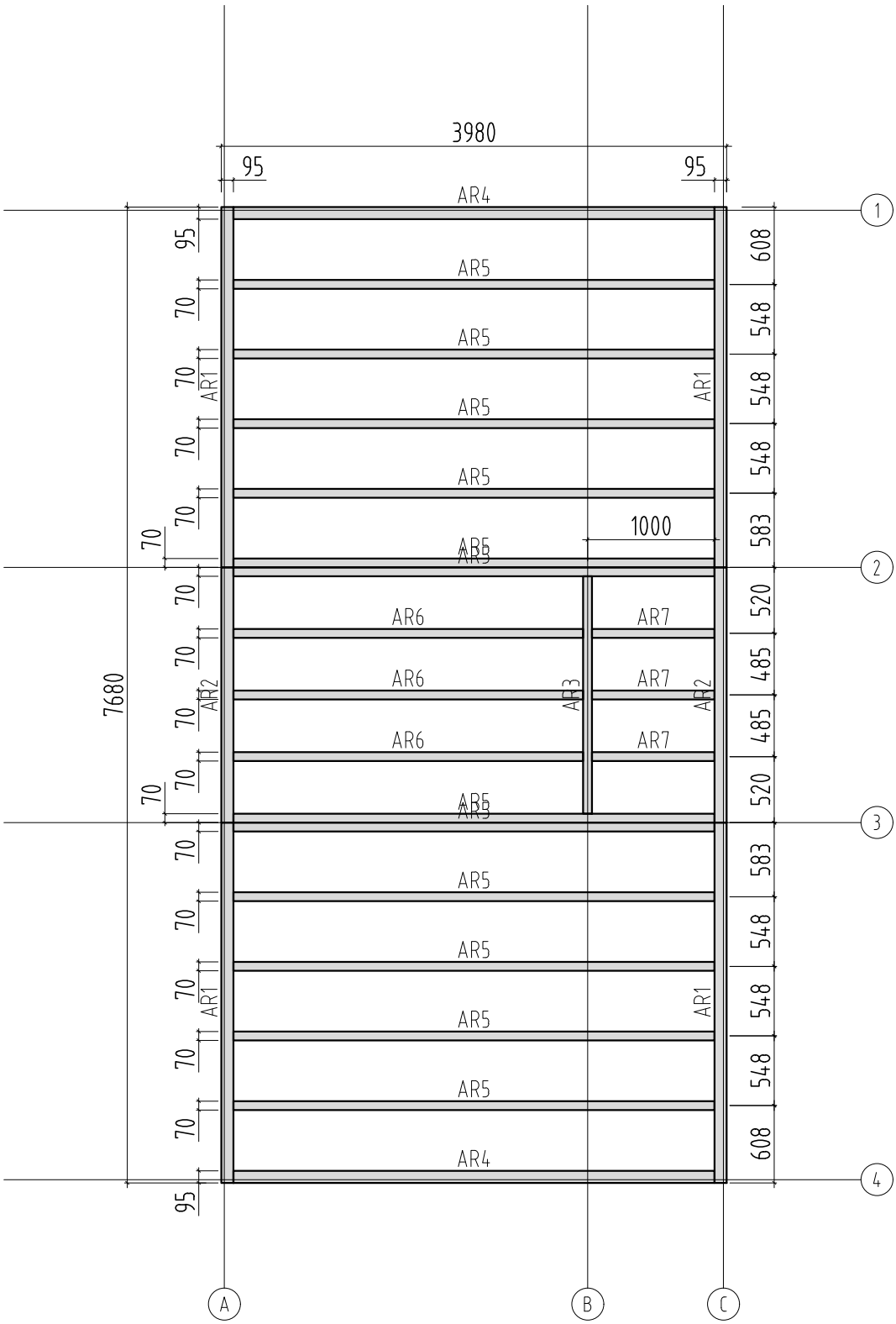

Object name PM70-7942	Drawing Plan (Foundation)		Scale 1:50 Paper A4
Palmako LEMEKS GROUP AS Palmako Näituse 25, Tartu 50409, Estonia tel. +372 73 55 530 fax. +372 73 55 544 www.palmako.com	Customer	Log 70x135	
	Drawn by 862		
	Date 23.09.2021	File T00166.dwg	Page 1

H = 1.500 m
TOTAL: 28.68 m2

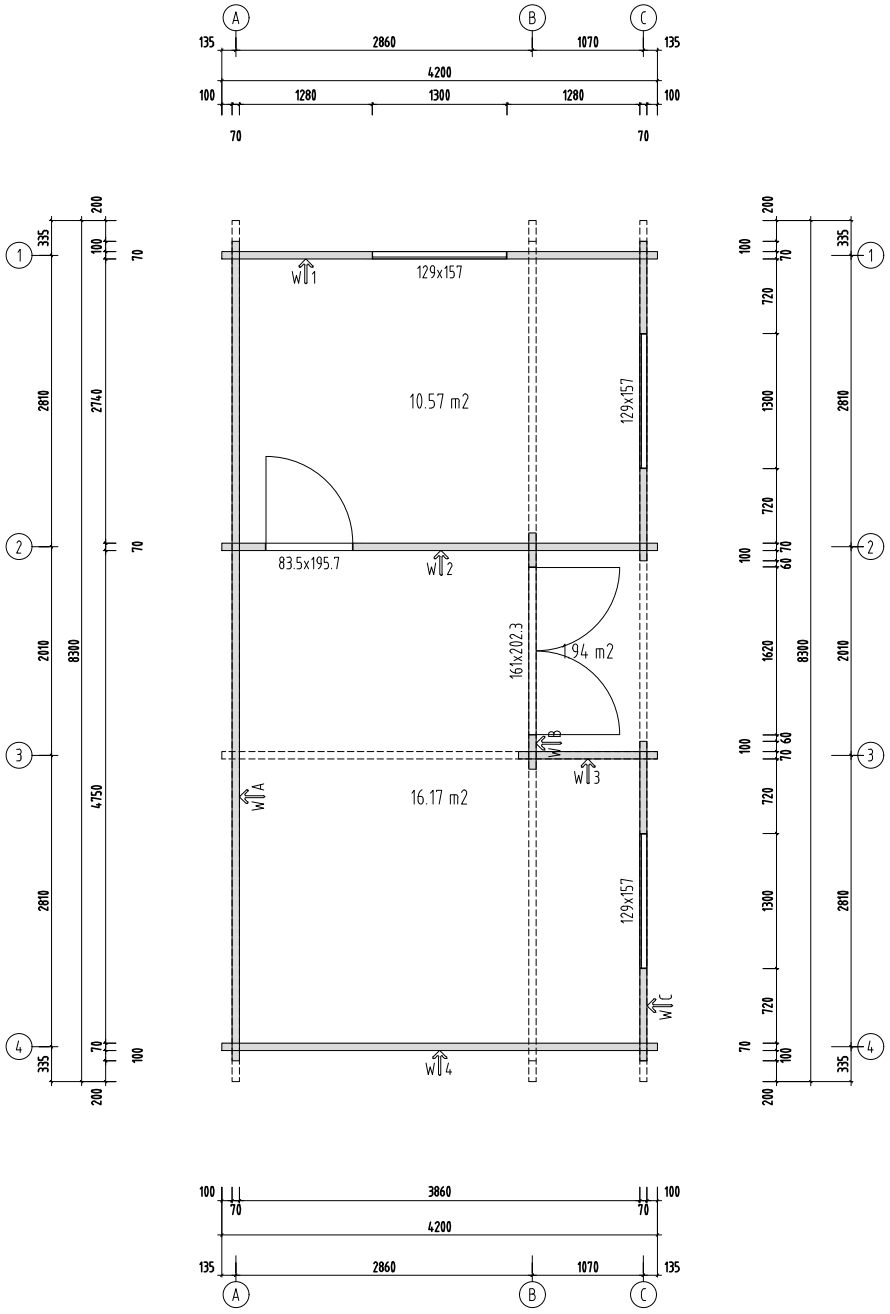

Object name	Drawing	Scale
PM70-7942	Plan 1.5 m	1:50
		Paper A3

Palmako
LEMEKS GROUP

AS Palmako
Näituse 25, Tartu 50409, Estonia
tel. +372 73 55 530
fax. +372 73 55 544
www.palmako.com

Customer		Log	70x135
Drawn by	862		
Date	23.09.2021	File	T00166.dwg
		Page	1

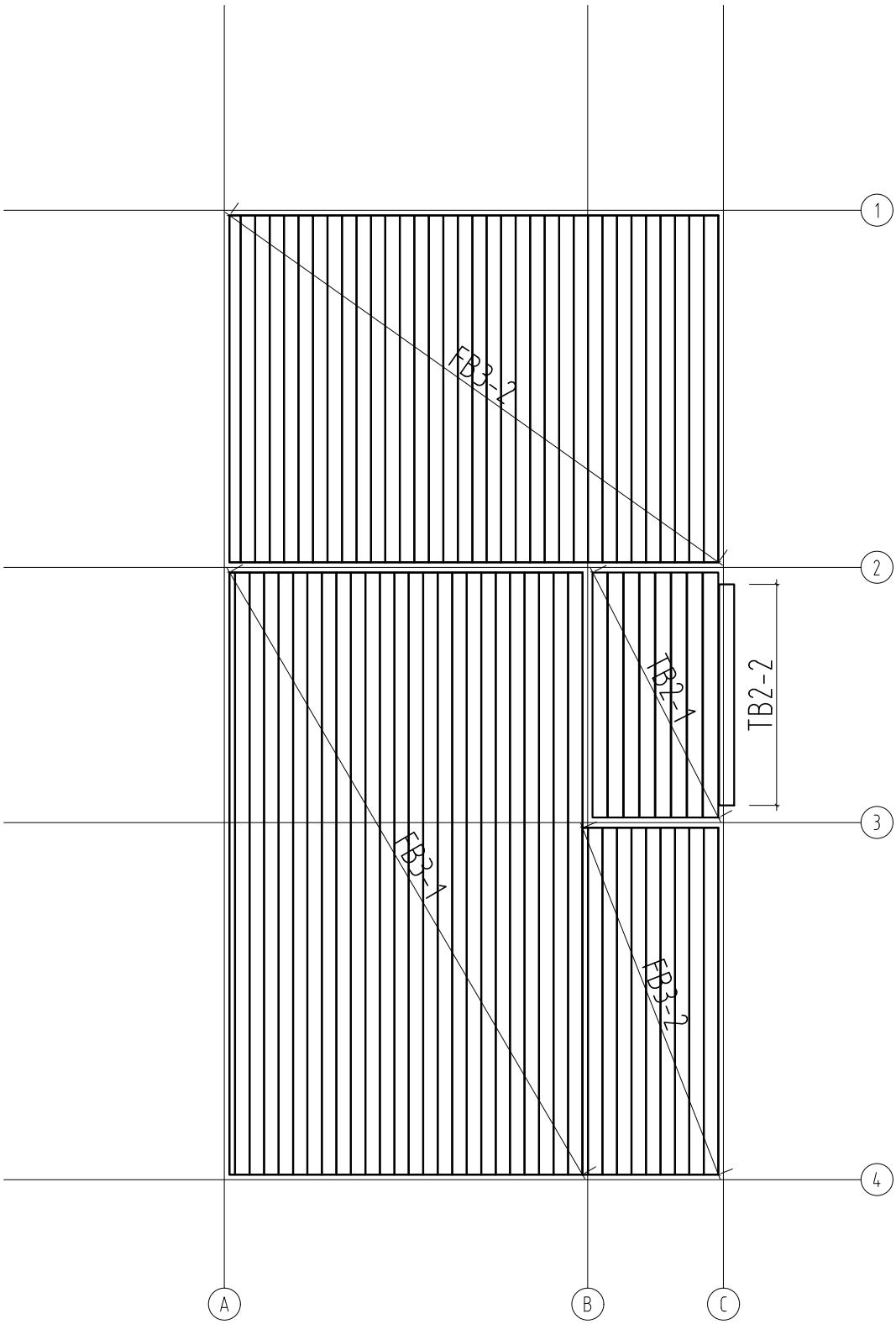

Object name PM70-7942	Drawing Plan (Floor boards, terrace boards)		Scale 1:50 Paper A4
Palmako LEMEKS GROUP AS Palmako Näituse 25, Tartu 50409, Estonia tel. +372 73 55 530 fax. +372 73 55 544 www.palmako.com	Customer	Log 70x135	
	Drawn by 862		
	Date 23.09.2021	File T00166.dwg	Page 1

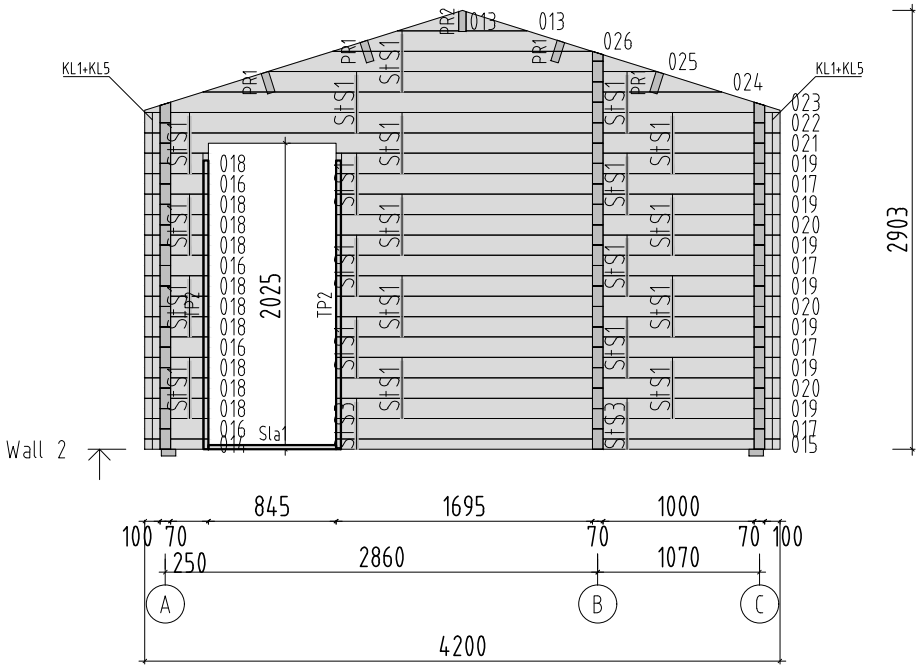

Object name PM70-7942	Drawing WALL 2		Scale 1:50 Paper A4
Palmako LEMEKS GROUP AS Palmako Näituse 25, Tartu 50409, Estonia tel. +372 73 55 530 fax. +372 73 55 544 www.palmako.com	Customer	Log 70x135	
	Drawn by 862		
	Date 23.09.2021	File T00166.dwg	Page 6

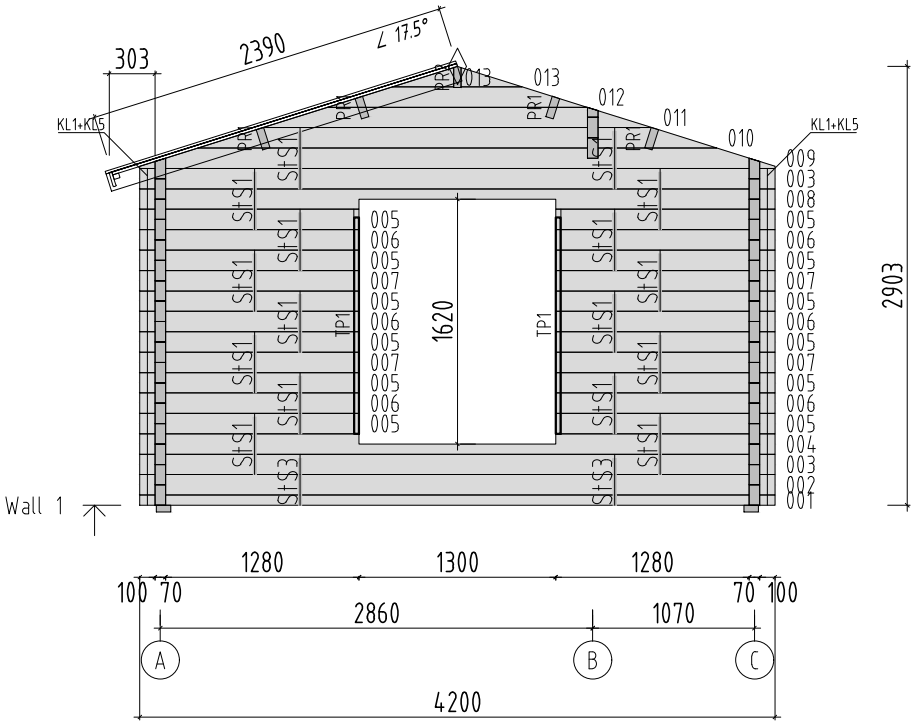

Object name	Drawing	Scale
PM70-7942	WALL 1	1:50
		Paper A4

Palmako
LEMEKS GROUP
AS Palmako
Näituse 25, Tartu 50409, Estonia
tel. +372 73 55 530
fax. +372 73 55 544
www.palmako.com

Customer		Log	70x135
Drawn by	862		
Date	23.09.2021	File	T00166.dwg
		Page	5

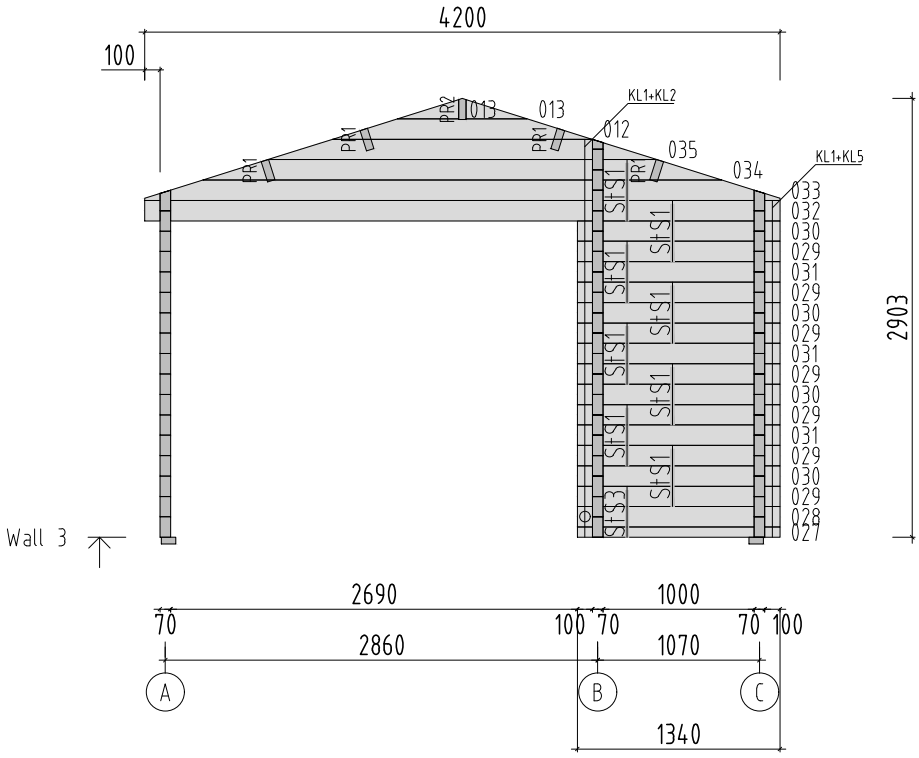

Object name	Drawing	Scale
PM70-7942	WALL 3	1:50
		Paper A4

Palmako LEMEKS GROUP	AS Palmako Näituse 25, Tartu 50409, Estonia tel. +372 73 55 530 fax. +372 73 55 544 www.palmako.com	Customer	
		Drawn by	862
		Date	23.09.2021
		Log	70x135
		File	T00166.dwg
		Page	7

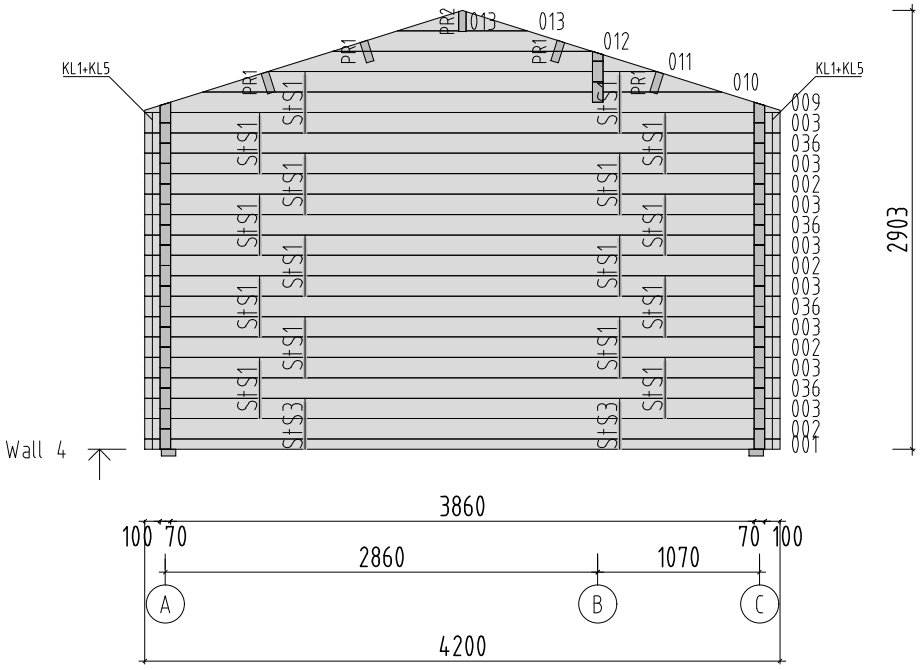

Object name PM70-7942	Drawing WALL 4		Scale 1:50 Paper A4
Palmako LEMEKS GROUP AS Palmako Näituse 25, Tartu 50409, Estonia tel. +372 73 55 530 fax. +372 73 55 544 www.palmako.com	Customer	Log 70x135	
	Drawn by 862		
	Date 23.09.2021	File T00166.dwg	Page 8

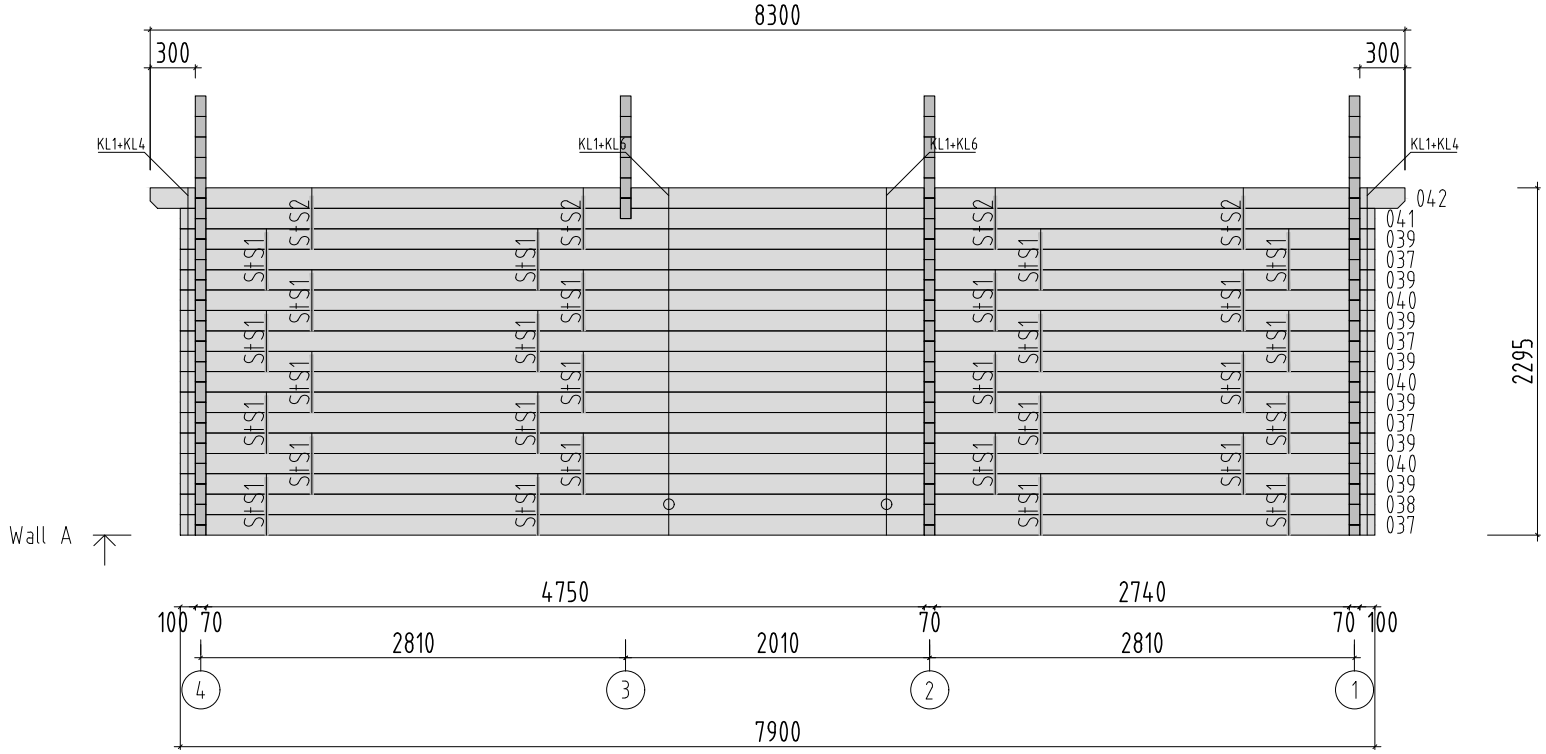

Object name PM70-7942	Drawing WALL A		Scale 1:50 Paper A4
Palmako LEMEKS GROUP AS Palmako Näituse 25, Tartu 50409, Estonia tel. +372 73 55 530 fax. +372 73 55 544 www.palmako.com	Customer	Log 70x135	
	Drawn by 862		
	Date 23.09.2021	File T00166.dwg	Page 2

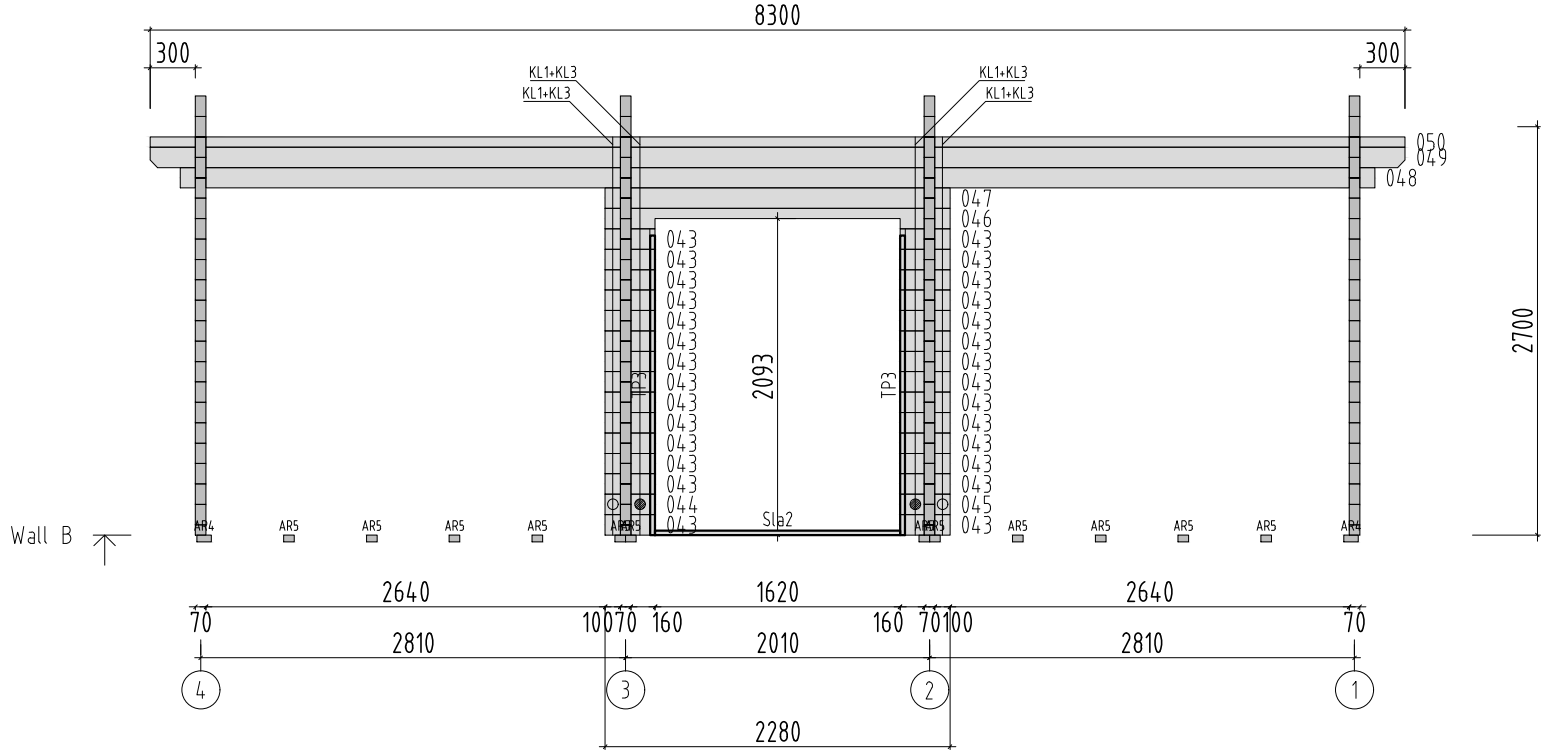

Object name PM70-7942	Drawing WALL B		Scale 1:50 Paper A4
Palmako LEMEKS GROUP AS Palmako Näituse 25, Tartu 50409, Estonia tel. +372 73 55 530 fax. +372 73 55 544 www.palmako.com	Customer	Log 70x135	
	Drawn by 862		
	Date 23.09.2021	File T00166.dwg	Page 3

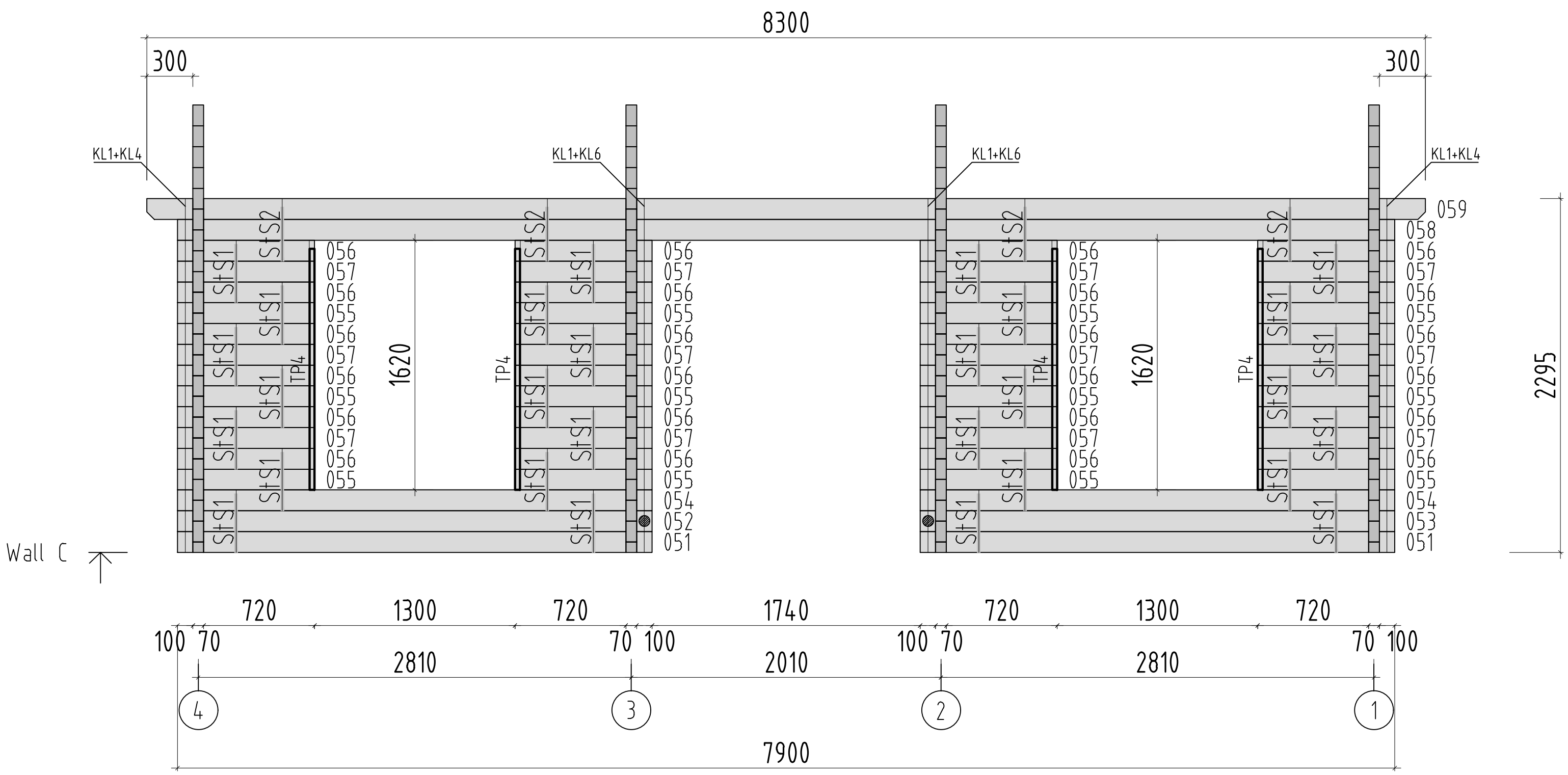

Object name: PM70-7942	Drawing: WALL C			Scale: 1:50 / Paper: A4
Palmako LEMEKS GROUP — AS Palmako, Näituse 25, Tartu 50409, Estonia, tel. +372 73 55 530, fax. +372 73 55 544, www.palmako.com	Customer		Log: 70x135	
	Drawn by	862		
	Date	23.09.2021	File: T00166.dwg	Page: 4

1 General information

Dear client,

We are glad that you have decided in favour of our garden house!

Please read the assembly manual carefully before proceeding with the house installation! You will thus avoid problems and will not waste time.

Recommendations:

- Keep the house package until its complete assembly in a dry place, but not in direct contact with the ground, protected from weather conditions (moisture, the sun, etc.). Do not keep the house package in a heated room!
- When selecting the garden house location, make sure that the house will not be subjected to extreme weather conditions (areas of strong snowfall or winds); otherwise you should attach the house (for instance, with anchors) to the subsoil.

Warranty

Your house is made from high quality spruce and delivered in the natural (unprocessed) form. If, despite our thorough inspection, you should have complaints, please submit the filled out control sheet and purchase invoice to the product seller.

ATTENTION: Please be sure to keep the documentation accompanying the house package! The control sheet includes the control number of the house. We can only review complaints if you submit the control number of the house to the seller!

<u>The warranty does not cover:</u>

- Peculiarities of wood as a natural material
- Wooden details already painted (processed with a wood preservative)
- Wooden details containing whole branches that do not endanger the stability of the house
- Colour tone variations caused by wood structure differences that do not influence wood lifetime
- Wooden details containing (caused by drying) small cracks/gaps that do not pass through and do not influence the structure of the house
- Twisted wooden details if they can nevertheless be installed
- Roof and floor boards that may have on their concealed surfaces some non-planed areas, colour differences and waning
- Complaints resulting from an incompetent manner of the installation of the house or the house subsiding due to an incompetently made foundation
- Complaints caused by introducing self-initiative changes to the house, such as the deformation of wooden details and doors/windows due to an incompetent manner of wood processing; the attachment of storm braces too rigidly, doorframes being screwed onto wall logs, etc.

The complaints covered by the warranty are satisfied to the extent of replacing the deficient/faulty material. All other demands will be excluded!

Garden house painting and maintenance

Wood is a natural material, growing and adapting depending on weather conditions. Large and small cracks, colour tone differences and changes, as well as a changing structure of wood are not errors, but a result of wood growing and a peculiarity of wood as a natural material.

Unprocessed wood (except for foundation joists) becomes greyish after having been left untouched for a while, and can be turn blue and become mouldy. To protect the wooden details of your garden house, you must immediately process them with a wood preservative.

We recommend that you cover the floor boards in advance with a colourless wood impregnation agent, especially the bottom sides of the boards, to which you will no longer have access when the house is assembled. Only this will prevent moisture penetration.

We definitely recommend that you also process the doors and windows with a wood impregnation agent, and do that namely both inside and outside! Otherwise the doors and windows can become twisted.

After the house assembly is completed, we recommend for the conclusive finishing a weather protection paint that will protect wood from moisture and UV radiation.

When painting, use high quality tools and paints, follow the paint application manual and manufacturer's safety and usage instructions. Never paint a surface in strong sunlight or rainy weather. Consult a specialist regarding paints suitable for unprocessed softwood and follow the paint manufacturer's instructions.

Having been properly painted, your garden house's lifetime will increase substantially. We recommend that you inspect the house thoroughly once every six months.

2 Preparation for assembly

Tools and preparation of components

To assemble the garden house, you will need the following tools:

assembly aid

ladder

hammer

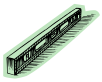 water-level

screwdriver

saw

knife

measuring tape

pliers

drill

ADVICE: To avoid splinters, we recommend that you wear the corresponding protective gloves during the assembly process.

We wish you total success with the garden house installation and much joy with this house for many years to come!